STERIS® 4095
General Surgical Table



RAISING THE STANDARD
in all-purpose general surgical table

STERIS

PRODUCTIVITY AND FLEXIBILITY

EXCELLENT ACCESS

Compact base maximizes foot room for easy access



SURGICAL BUDGETS AND SCHEDULES ARE TIGHTER THAN EVER

The STERIS 4095 General Surgical Table meets your needs with a versatile, high-productivity general surgical table specifically designed to provide outstanding value.

Now you can get a table that offers excellent imaging access and patient posturing capabilities all in one.



SELF-LEVELING FLOOR LOCKS

Unique self-compensating hydraulic system



REMOVABLE LEG SECTION

Provides unobstructed access to the perineal area (with no protruding pins)

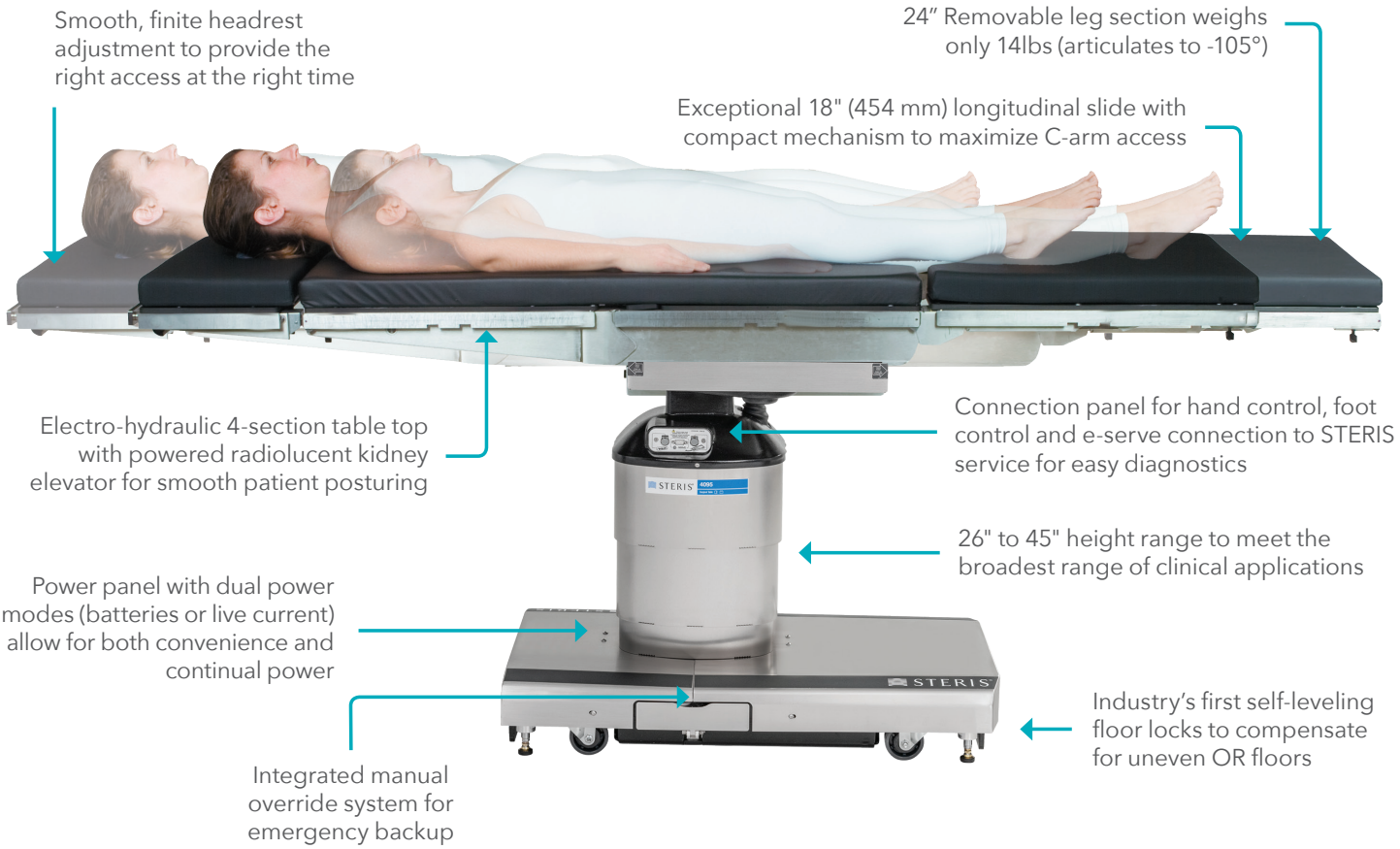

INTEGRATED MANUAL OVERRIDE SYSTEM

Easy access to override hand control and foot pedal to provide articulation even when power is out









EASY-TO-READ INDICATORS

Continuous battery level status

Improving anesthesia care

A warm welcome from the start

Provide more warmth when it matters most. Heat loss from the patient to the surgical environment, combined with the additional heat loss of general anesthesia induction, can cause a patient's temperature to fall below the normal range.



The optional STERIS Patient Warming System provides valuable conductive warming at times before, during or after procedures in the OR.



WARMING RIGHT AWAY

Patients are provided warmth from a heated surgical table pad and optional overbody blanket immediately upon transfer to the surgical table.

CONDUCTIVE, NOT CONVECTIVE

Conductive heat transfer is through direct contact between the patient and the table and overbody blanket.

COMPACT DESIGN

A compact controller can be mounted to the table side rail or IV pole close to anesthesia. Cables are thin and easy to connect. The durable overbody blanket minimizes bulk that may be a nuisance during use.

Improving anesthesia care

Intelligent control

An intuitive hand control puts patient posturing at your fingertips. With an ergonomic design and easy-to-read LCD display, it communicates instantaneous table positioning data…without lifting the sterile drape. Auto-collision safeguards are also in place to protect the table.

LCD provides information on basic patient status and potential table section interference through the auto limit sensor function and service diagnostics

Auto-collision sensors will stop sectional collisions and suggest an alternative articulation

Backlit screen for clear viewing in darkened rooms



Colored buttons offer quick and confident identification of the most frequently used functions

Dedicated buttons offer instant access to smooth sectional articulation, return-to-level, floor lock activation and patient positioning (Trendelenburg, height, tilt, level and stop)



Airway management

The STERIS 4095 General Surgical Table features a Dual-Articulating Headrest that enables more versatile positioning for anesthesia providers. Tilt & height capability of the headrest facilitates improved patent airway management and simplifies lateral patient positioning.



Quick, safe patient **POSITIONING**



Lighten your workload

Featherweight Leg Section

- Modular, available in two lengths, 18 or 24-inch removable leg section
- Carbon fiber construction makes it strong and ideal for imaging
- Surpasses AORN guidelines for repeated lifting in the OR at only 14 lbs
- Articulate the leg section down to -105°, enabling you to leave the leg section attached during the procedure
- Low position of 26 inches improves the ease and ergonomics of procedures by achieving a low height for a more comfortable position, especially when seated



Patient positioning is vital to a safe and effective surgical procedure. Proper patient positioning depends on the type and length of procedure, anesthesia access to the patient, devices required and other factors. Safely positioning the patient is a team effort. All members of the surgical team play a significant role in the process and share responsibility for establishing and maintaining the correct patient positions.[1,2]



Infection prevention

There are many measures that are taken to prevent contamination in the surgical suite. This is a key factor in the design of STERIS Surgical Tables.

Mushroom cap
Unique table pad attachment for easy cleaning (contains no VELCRO® Brand fastener)

Flush siderails
Absence of exposed screws promotes contamination prevention measures







Large **IMAGING AREA**

Upper Body IA Coverage

Table slid to head
Imaging length: 43" (1092 mm)
Total imaging area: 655.75 sq. in. (4368 sq. cm.)

- Pacemaker insertions
- Hickman catheters
- Broviac insertions
- Shunts
- IVC filters
- Cholangiography
- Lung biopsies
- Thoracic and kidney
- Gall bladder
- Total hip revision
- Ophthalmic
- Neurosurgery
- Spinal
- Implantable defibrillation
- Endoscopy

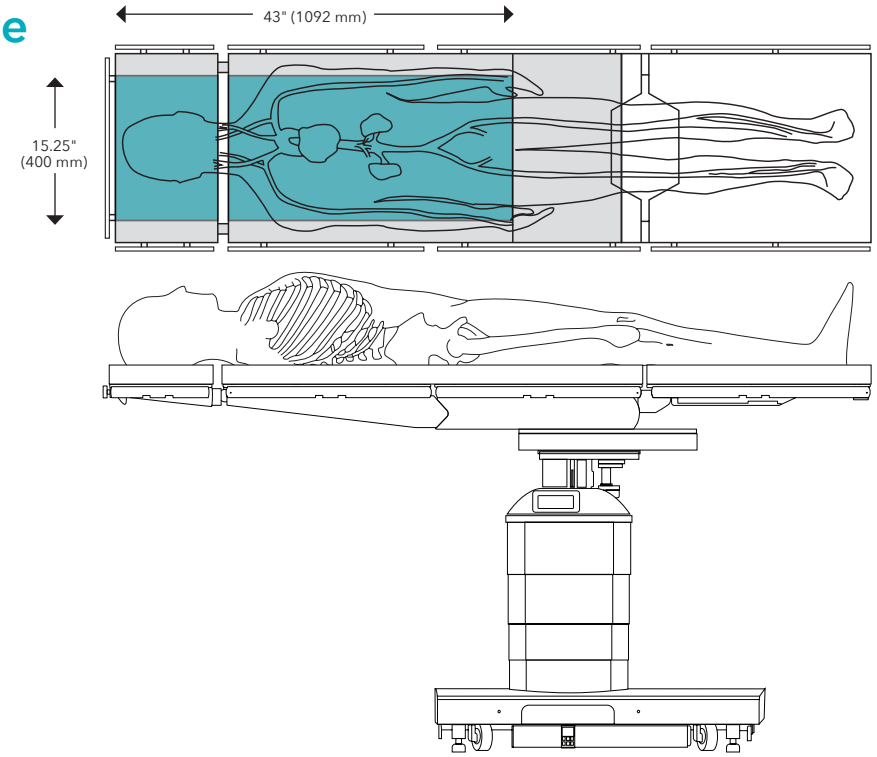

Lower Body IA Coverage

Table slid to foot
Imaging length: 43" (1092 mm)
Total imaging area: 682.5 sq. in. (4403 sq. cm.)
Image length with head section reversed (not shown): 55" (1397 mm)
Total imaging area with head section reversed (not shown): 865.5 sq. in. (5584 sq. cm.)

- Lower body arterial imaging
- Lower limb, non-traction orthopedics
- Femoral/popliteal bypass
- Laser angioplasty

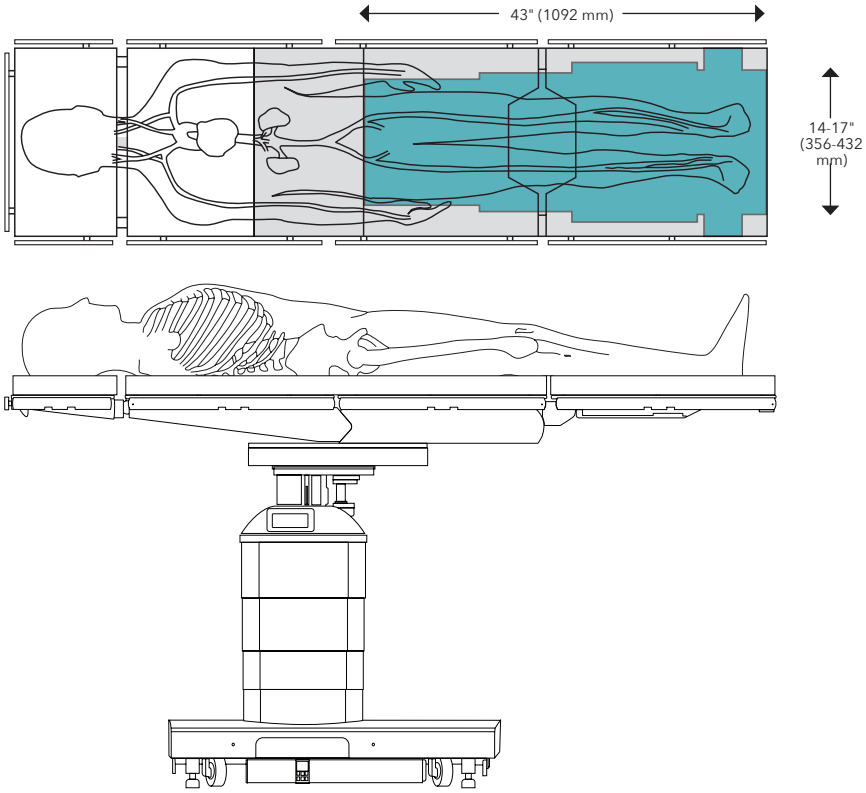

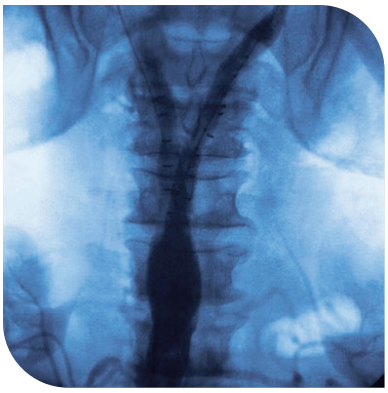

Superior C-arm access

The STERIS 4095 General Surgical Table's narrow column, radiolucent table top and superb slide provide one of the largest imaging windows on the market today.



That means outstanding access for the C-arm and surgical team… without time-consuming patient reorientation. The generous imaging area permits clear, high quality images crucial to today's MIS, cardiothoracic, orthopedic and neurosurgical procedures.

Technical Specifications

Feature	Description
Table Length	81″ (2057 mm)
Table Width	20″ (508 mm) / 22″ (547 mm) with side rails
Table Height Range	26″ to 45″ (675 mm - 1136 mm)
Tabletop Slide Range	9″ (227 mm) to head, 9″ to foot
Patient Weight Capacity*	1,100 lb. (499 kg) patient support, including raise/lower (centered on the column). 1,000 lb. (454 kg) full table articulation (centered on the column). 600 lb. (272 kg) full table articulation, including slide in Normal Orientation, and slide ONLY toward the feet in Reverse Orientation. 575 lb. (261 kg) full table articulation, including slide toward the head in Reverse Orientation.
Trendelenburg/Reverse	30° / 30°
Lateral Tilt (left/right)	20° / 20°
Head Section	+90° / -90°
Back Section	+80° / -40°
Leg Section	0° / -105° (removable)
Flex/Reflex	140° / 100°
Manual Override	Yes
Perineal Cut-out	Yes
Kidney Elevator	4″ powered radiolucent

*Patient in Normal Orientation or Reverse Orientation.



STERIS 4095 General SURGICAL TABLE

Contact your STERIS representative for more information.

1 Phillips, N. F. (2004). Berry & Kohn's operating room technique (10th ed.). St. Louis, MO: Mosby; St-Arnaud, D., & Paquin, M. (2008). Safe Positioning for Neurosurgical Patients. AORN Journal, 87 (6), 1156-1172. doi:10.1016/j.aorn.2008.03.004

2 Guideline for positioning the patient. (2017). AORN Journal, 105 (4), P8-P10. doi:10.1016/s0001-2092(17)30237-5

VELCRO® is a registered trademark of Velcro BVBA. Used with permission.

healthcare.steris.com
Mentor, OH 44060 | USA

STERIS

©2026 STERIS. All Rights Reserved. M10491EN.2026-03, Rev. C